



**MEMBERSHIP APPLICATION**

3841 N. Freeway Blvd., Suite 130  
 Sacramento, CA 95834  
 916-444-0845 (Office) · 916-444-2194 (Fax)  
 www.calcattlemen.org

NAME(S): \_\_\_\_\_ RANCH/BUSINESS NAME: \_\_\_\_\_

ADDRESS: \_\_\_\_\_

CITY: \_\_\_\_\_ STATE: \_\_\_\_\_ ZIP: \_\_\_\_\_

E-MAIL ADDRESS: \_\_\_\_\_ PRIMARY PHONE: \_\_\_\_\_

DO YOU WANT TO RECEIVE OUR WEEKLY LEGISLATIVE E-MAIL BULLETIN? Yes No Recruited By \_\_\_\_\_

### Step 1: CCA Membership

**PRODUCER MEMBERSHIP**  
 FOR CATTLE OWNERS AND THOSE SEEKING A VOTING MEMBERSHIP LEVEL

Cattle Numbers	Dues
2500 & Over	\$1,765
1600-2499	\$1,275
1000-1599	\$970
800-999	\$725
500-799	\$615
300-499	\$460
100-299	\$325
0-99	\$240

- Calves under 6 months of age are not counted.
- Stockers pay at 1/2 the total number of stockers owned each year or minimum dues, whichever is greater.

**ASSOCIATE MEMBERSHIP**  
 FOR THOSE WHO SUPPORT CALIFORNIA CATTLE PRODUCTION BUT DO NOT OWN CATTLE NON-VOTING MEMBERSHIP LEVEL

**Statewide Allied/Feeder Associate \$220**  
*(includes Feeder Council Associate, Allied Industry membership and second membership. Second membership does not include Allied Industry voting rights.)*

**Statewide Stewards of the Land \$150**  
*(Available to non-producers that own land on which cattle could or are run.)*

**CCA Supporting Member \$100**  
*(Available to non-producers who support the industry.)*

**YOUNG CATTLEMEN MEMBERSHIP**  
 NON-VOTING MEMBERSHIP

**Young Cattlemen's Committee \$ 25**

- Must own fewer than 100 head of cattle.
- Must be 25 years of age or younger or a full-time student

Applicant's Birth Date: \_\_\_\_\_

- OR -

Applicant's expected date of Graduation: \_\_\_\_\_


### Step 2: Other Optional Dues

NATIONAL CATTLEMEN'S BEEF ASSOCIATION  
**REGULAR MEMBERSHIP**

Cattle Numbers	Dues
2001 +	\$2,027 + fair share*
1751-2000	\$2,027
1501-1750	\$1,760
1251-1500	\$1,493
1001-1250	\$1,227
751-1000	\$960
501-750	\$693
251-500	\$480
101-250	\$320
0-100	\$160


\*Fair Share is base dues plus incremental dues over 2001 head at \$.4053 per cow/calf

**ASSOCIATE INVESTMENT: \$160**  
*(Individual supporting members without cattle)*



CALIFORNIA BEEF CATTLE IMPROVEMENT ASSOCIATION  
**MEMBERSHIP**

*CBCIA is an affiliate of CCA and is a producer driven organization that fosters beef cattle improvement and economical production based on information and education.*





**Regular Members: \$35**  
**Associate Members: \$35**  
**Young Cattlemen: \$ 5**

### Step 3: Total Payment

CCA	\$
NCBA	\$
CBCIA	\$
Local (All)	\$
<b>TOTAL</b>	<b>\$</b>

**Payment Options:**

Check payable to CCA

Card # \_\_\_\_\_

Exp \_\_\_\_ / \_\_\_\_ CVV \_\_\_\_\_

Name on Card \_\_\_\_\_

Signature \_\_\_\_\_

**LOCAL ASSOCIATION MEMBERSHIP: (Circle up to four below)**

Amador-El Dorado-Sac \$20.00	Humboldt-Del Norte \$15.00	Monterey County \$25.00	Santa Clara \$25.00	Ventura County \$35.00
Butte \$10.00	Inyo-Mono-Alpine \$25.00	Napa-Solano \$20.00	Shasta County \$20.00	Yolo County \$25.00
Calaveras \$10.00	Kern County NA	Plumas-Sierra \$10.00	Siskiyou County \$10.00	Yuba-Sutter \$25.00
Contra Costa-Alameda \$25.00	Lassen County \$20.00	San Benito \$20.00	Sonoma-Marin \$10.00	
Fall River-Big Valley \$25.00	Madera County \$30.00	San Diego-Imperial \$10.00	Tahoe \$15.00	
Fresno-Kings \$20.00	Mendocino County \$30.00	San Joaquin-Stanislaus \$5.00	Tehama County \$20.00	
Glenn-Colusa \$20.00	Merced-Mariposa \$30.00	San Luis Obispo \$30.00	Tulare County \$5.00	
High Desert \$25.00	Modoc County \$25.00	Santa Barbara \$25.00	Tuolumne County \$10.00	