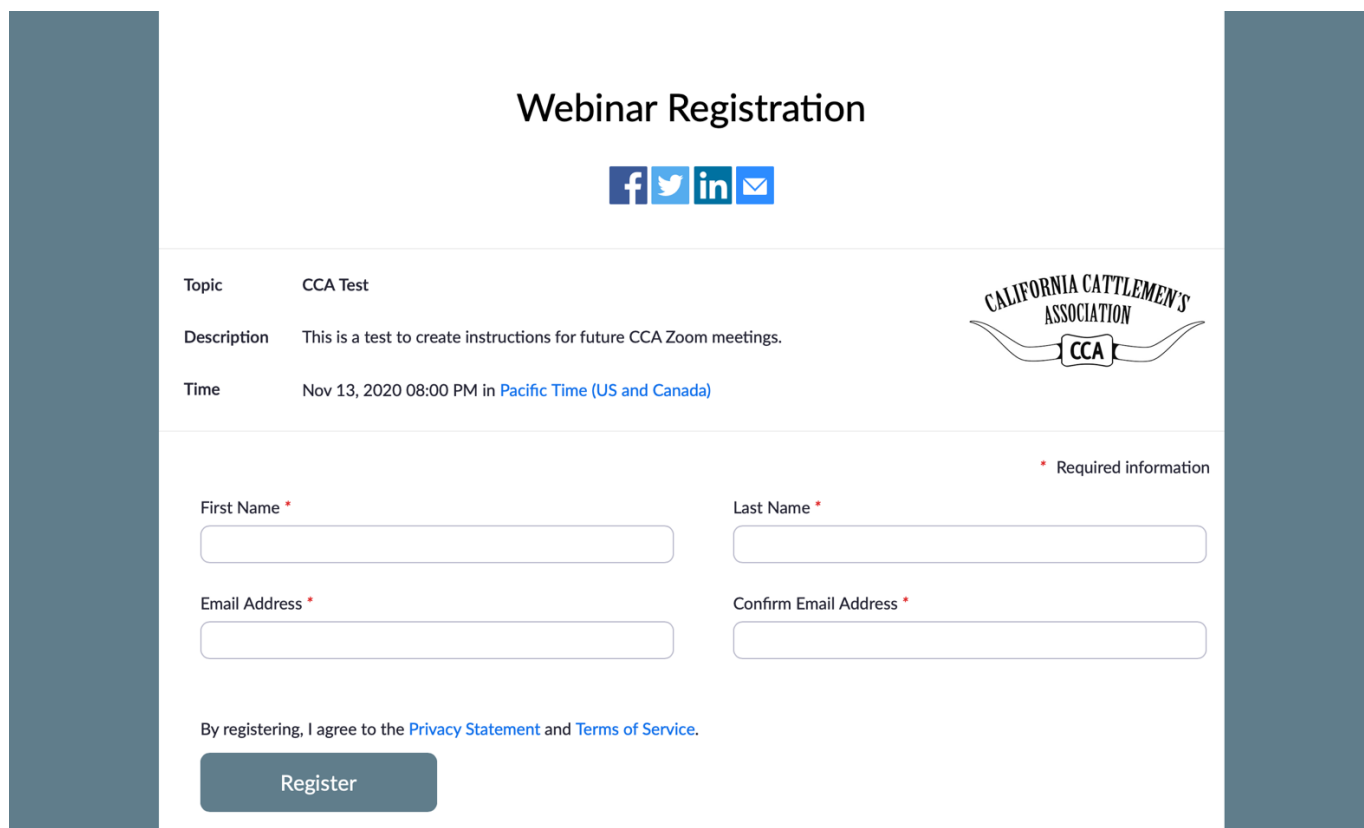


How to Join a California Cattlemen's Association Zoom Meeting Step-by-Step

Should you have any troubles registering for or joining a CCA meeting or if you registered and did not receive meeting access information please contact Katie in the CCA office at katier@calcattlemen.org or (916) 444-0845.

Step 1: Register

Visit the Zoom event's registration page on your preferred browser. (The URL to register will be different for each event and will be provided on the CCA website and in *Legislative Bulletins* prior to each meeting or webinar.) After registering, check your email address to ensure you registered and received the access information to the meeting successfully.



The screenshot shows a 'Webinar Registration' page. At the top, there are social media icons for Facebook, Twitter, LinkedIn, and Email. Below these, the registration details are listed: Topic (CCA Test), Description (This is a test to create instructions for future CCA Zoom meetings.), and Time (Nov 13, 2020 08:00 PM in Pacific Time (US and Canada)). To the right of the details is the California Cattlemen's Association logo. Below the details, there are four input fields: First Name, Last Name, Email Address, and Confirm Email Address. Each field has a red asterisk indicating it is required. Below the input fields, there is a line of text: 'By registering, I agree to the Privacy Statement and Terms of Service.' and a 'Register' button.

Topic	CCA Test
Description	This is a test to create instructions for future CCA Zoom meetings.
Time	Nov 13, 2020 08:00 PM in Pacific Time (US and Canada)

First Name * Last Name *

Email Address * Confirm Email Address *

By registering, I agree to the [Privacy Statement](#) and [Terms of Service](#).

Register

Image 1 The registration page will look like this screenshot.

Step 2: Check your email for meeting access information

Access information to join the meeting will be emailed to you shortly after you register. Check your email to assure that you received a confirmation email similar to the email below. If you do not receive an email within 24 hours of registering, check your spam folder or contact the CCA office to ensure you successfully registered.

CCA Test Confirmation



California Cattlemen's Association <no-reply@zoom.us>
To: Katie Roberti

Today at 6:54 PM

Hi Katie Roberti,

Thank you for registering for "CCA Test".



Please submit any questions to: katie@calcattlemen.org

Date Time: Nov 13, 2020 08:00 PM Pacific Time (US and Canada)

Join from a PC, Mac, iPad, iPhone or Android device:

[Click Here to Join](#)

Note: This link should not be shared with others; it is unique to you.

Passcode: [REDACTED]

[Add to Calendar](#) [Add to Google Calendar](#) [Add to Yahoo Calendar](#)

Description: This is a test to create instructions for future CCA Zoom meetings.

Or iPhone one-tap :

US: +16699009128,,83018706035# or +13462487799,,83018706035#

Or Telephone:

Dial(for higher quality, dial a number based on your current location):

US: +1 669 900 9128 or +1 346 248 7799 or +1 253 215 8782 or +1 312 626 6799 or +1 646 558 8656 or +1 301 715 8592

Webinar ID: [REDACTED]

Passcode: [REDACTED]

International numbers available: <https://us02web.zoom.us/j/83018706035>

Image 2 An example of what your confirmation email will look like after registering.

Step 3: Decide how you will join the meeting

There are multiple ways to join a Zoom meeting or webinar. Before the day of the meeting you should decide how you will join. To learn about each of the options for joining a Zoom meeting or webinar visit <https://support.zoom.us/hc/en-us/articles/201362193-Joining-a-meeting>. Toggle and click through the options in blue to learn how to join on your preferred browser, smartphone's software and more.

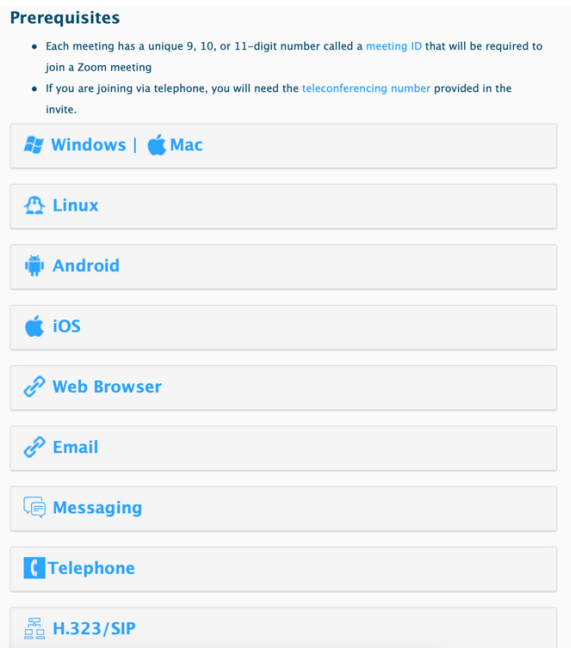


Image 3 Toggle through the options to learn how to join from your device.

Step 4: Test joining a meeting (optional)

Joining a test meeting is recommended if you have not used the Zoom platform recently on your device or if this is your first time joining a Zoom meeting. If you are planning on using a smartphone or computer to join the meeting, visit <https://zoom.us/test> to ensure Zoom successfully launches. *Note: If you are planning on dialing into the meeting there is no test available.*

Step 5: Join the meeting

A reminder will be emailed to you an hour before the event is scheduled to begin. Use the access information in this email or the original confirmation email to join the meeting.

Join via the Zoom app or a browser on your computer or smartphone.

When you are ready to join the meeting open the reminder email and select “Click Here to Join” to launch the meeting on your browser or on the Zoom app.

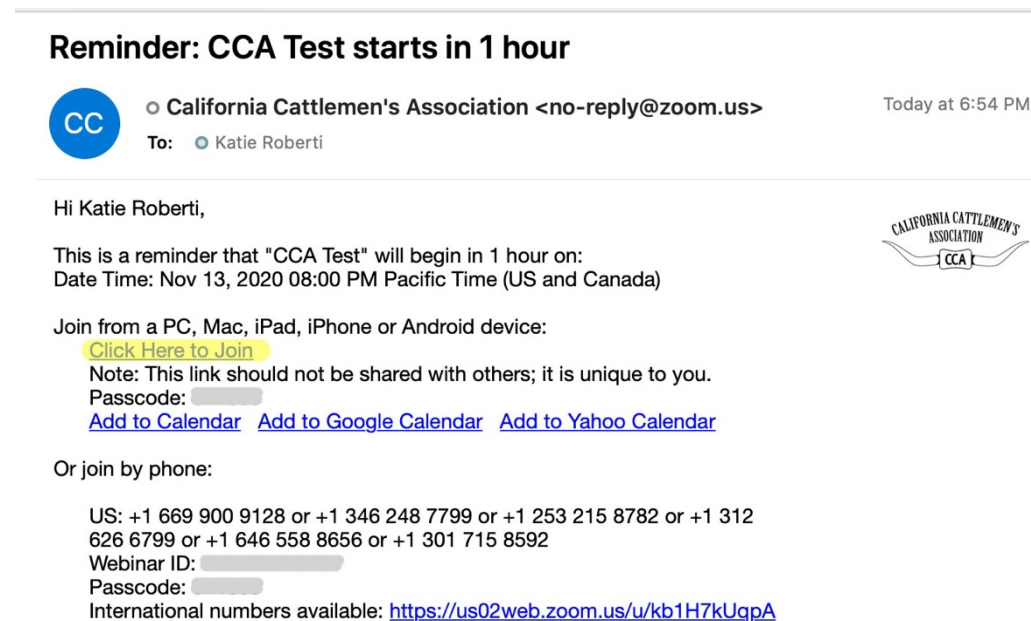


Image 4 How to join a meeting via the Zoom app or your preferred browser on a computer or smartphone.

Troubleshooting

If selecting “Click Here to Join” did not successfully allow you to access the meeting, try manually entering the webinar ID and then the passcode.

If you have not downloaded the Zoom.US app, on your **browser** visit <https://zoom.us/join>. Start by entering your meeting or webinar id number (found in the reminder email) and follow the instructions to join.

If you have downloaded the **Zoom.US app**, on your smartphone or computer, launch the application and then enter your meeting or webinar id number (found in the reminder email) followed by your name. Click join and then enter the passcode if required.

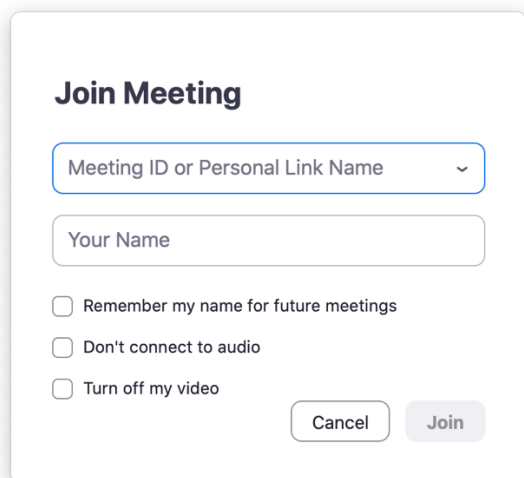



Image 5 How to join the meeting by entering a webinar/meeting ID on the Zoom.US desktop application.

Following the instructions below, you may always dial in if joining the meeting via the link or ID number is not working.

Join via phone

When you are ready to join to meeting, open the reminder email and dial one of the US phone numbers listed in the reminder email. Enter the webinar or meeting ID number and press #. After entering the ID number, press # again to skip the option to enter a participant ID number if asked. Finally, enter the password (passcode from the reminder email) and press #. You should now successfully enter the meeting or waiting room for the meeting if joining early.

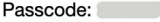
Reminder: CCA Test starts in 1 hour

**California Cattlemen's Association** <no-reply@zoom.us>
To: Katie Roberti


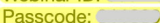
Today at 6:54 PM

Hi Katie Roberti,

This is a reminder that "CCA Test" will begin in 1 hour on:
Date Time: Nov 13, 2020 08:00 PM Pacific Time (US and Canada)

Join from a PC, Mac, iPad, iPhone or Android device:
[Click Here to Join](#)
Note: This link should not be shared with others; it is unique to you.
Passcode: 
[Add to Calendar](#) [Add to Google Calendar](#) [Add to Yahoo Calendar](#)

Or join by phone:

US: +1 669 900 9128 or +1 346 248 7799 or +1 253 215 8782 or +1 312 626 6799 or +1 646 558 8656 or +1 301 715 8592
Webinar ID: 
Passcode: 
International numbers available: <https://us02web.zoom.us/j/kb1H7kUqpA>




Image 6 To join a meeting by phone you will need to enter the webinar or meeting ID number **and** the passcode.